

# F200

## MINIBUS SPRINTER

### TRANSPORTS PUBLICS GENEVOIS

**117.5 x 168 cm**  
TRAFFIC SIDES





#### Plan for the advertising area

F200 - Minibus Sprinter  
Plan for the graphic artist and printer

#### Preparing computer files for printing

File	High resolution PDF
Resolution	80 dpi
Scale	100%
Colors	CMYK

 Opaque sticker

 Microperforated sticker

 Overlap

**\* IMPORTANT**

Please leave 2 cm extra cover (window seam) at the bottom of part 1

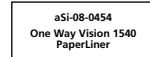
#### APPROVED MATERIALS

**Type** Opaque sticker on chassis  
Microperforated sticker on panes

**Printing:** Digital  
No UV printing

	Guarantee	Brands	References
<b>Only chassis</b>			
Opaque sticker with grey or black adhesive	- 6 months	Mac Tac	JT 9300
	+ 6 months	Mac Tac	JT 9300 laminate
<b>Only panes</b>			
Microperforated sticker	6 months - 1 Y.	Clear Focus	One Way Vision PromoVue 1540 PaperLiner

The microperforated films must absolutely bear the reference of the adhesive used, according to the following pattern:  
The DuoLiner material is not accepted.



#### DELIVERY

##### Preparation

You deliver posters in packages with complete posters (opaque and microperforated). Please include a proof with mounting sketch. Please also supply the stickers (full formats) always with the pictures rolled to the outside. Do not roll too tightly.

##### Delivery slip

Note the name of the printing shop and of the representative, the campaign title and number, format and number of posters or hanging displays, the material reference and the printing date of the material.

##### Deadline

15 days before the beginning of the campaign.

##### Address

TPG  
1st floor, on the right  
Avenue de la Jonction 17, 1205 Genève

**We must reject any delivery that does not correspond to these conditions.**

