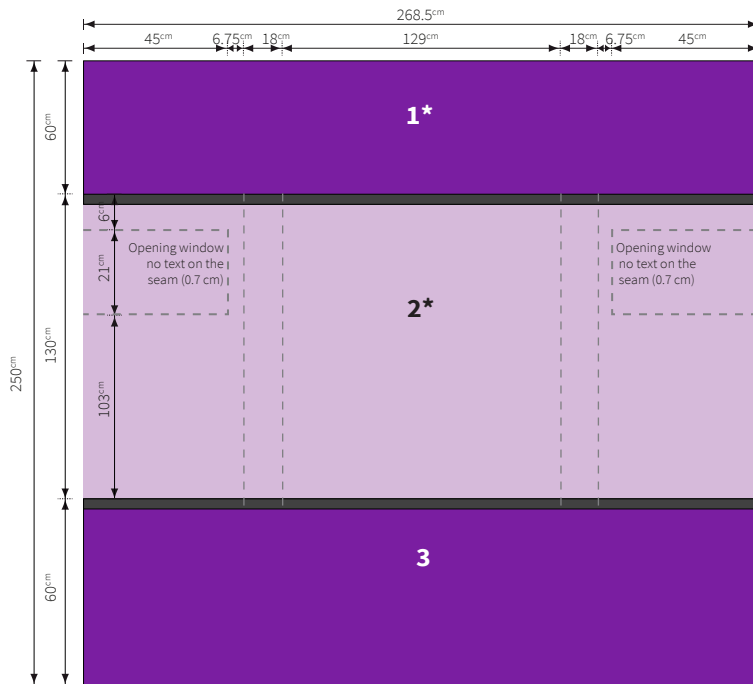


F24

TRAM 2 ELEMENTS AND TRAM 3 ELEMENTS

TRANSPORTS PUBLICS GENEVOIS

268.5 x 250 cm




Plan for the advertising area

F24 - Tram 2 and 3 elements
Plan for the graphic artist and printer

Preparing computer files for printing

File	High resolution PDF
Resolution	80 dpi
Scale	100%
Colors	CMYK

 Opaque sticker

 Microperforated sticker

 Overlap

*** IMPORTANT**

Please leave 2 cm extra cover (window seam) at the bottom of part 1 & 2


APPROVED MATERIALS

Type Opaque sticker on chassis
Microperforated sticker on panes

Printing: Digital
No UV printing

	Guarantee	Brands	References
Only chassis			
Opaque sticker with grey or black adhesive	- 6 months	Mac Tac	JT 9300
	+ 6 months	Mac Tac	JT 9300 laminate
Only panes			
Microperforated sticker	6 months - 1 Y.	Clear Focus	One Way Vision PromoVue 1540 PaperLiner

The microperforated films must absolutely bear the reference of the adhesive used, according to the following pattern:
The DuoLiner material is not accepted.



DELIVERY

Preparation

You deliver posters in packages with complete posters (opaque and microperforated). Please include a proof with mounting sketch. Please also supply the stickers (full formats) always with the pictures rolled to the outside. Do not roll too tightly.

Delivery slip

Note the name of the printing shop and of the representative, the campaign title and number, format and number of posters or hanging displays, the material reference and the printing date of the material.

Deadline

15 days before the beginning of the campaign.

Address

TPG
1st floor, on the right
Avenue de la Jonction 17, 1205 Genève

We must reject any delivery that does not correspond to these conditions.

