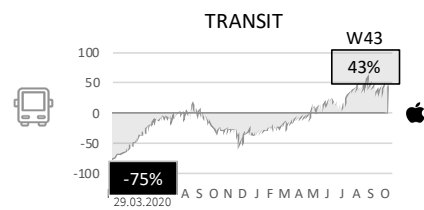
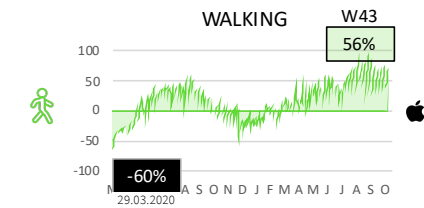
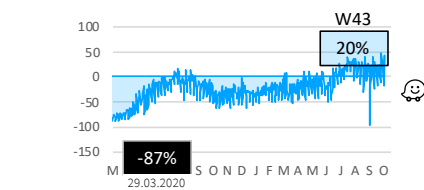
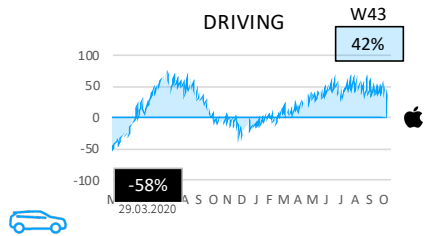


MOBILITY IN SWITZERLAND DURING COVID-19

WEEK 43 UPDATE (08 Novembre 2021)

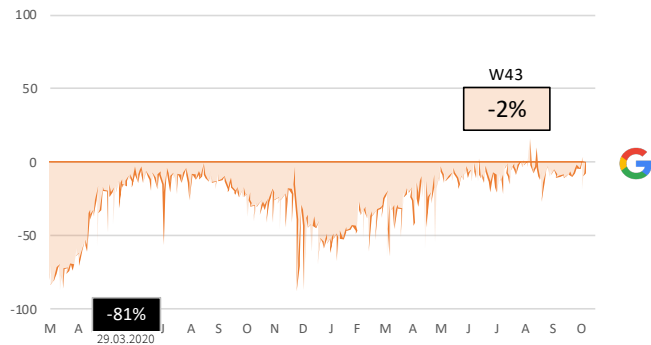
MEANS OF TRANSPORT



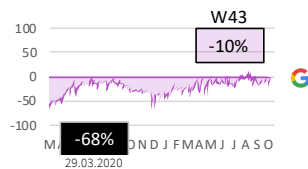
VISITED PLACES



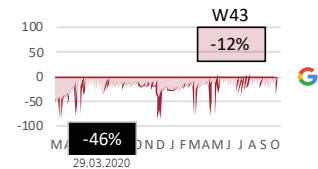
RETAIL & RECREATION



TRANSIT STATIONS



WORKPLACES



Sources

- Apple Mobility Trends Reports (since 13 January 2020)
- Waze local driving trends (data from 1st March 2020 to 20 June 2021)
- Google Community Mobility Reports (since 15 February 2020)



neo advertising