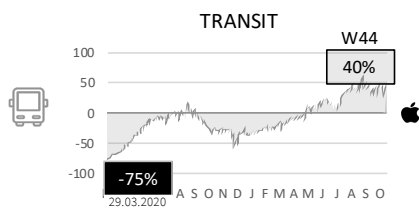
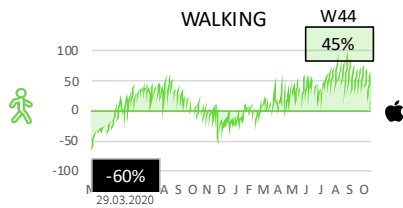
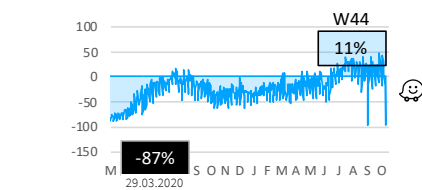
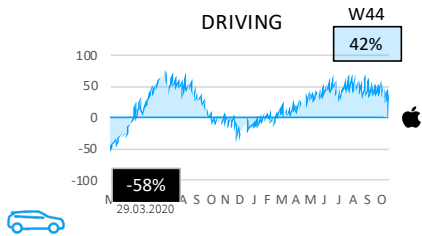


# MOBILITY IN SWITZERLAND DURING COVID-19

WEEK 44 UPDATE (15 Novembre 2021)

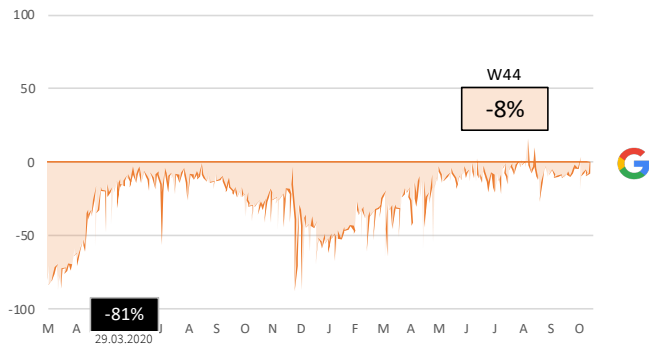
## MEANS OF TRANSPORT



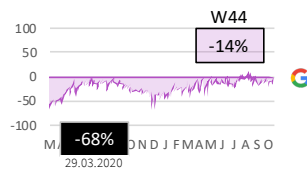
## VISITED PLACES



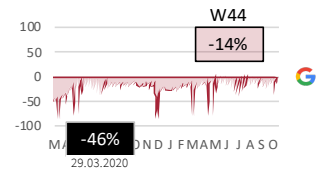
### RETAIL & RECREATION



### TRANSIT STATIONS



### WORKPLACES



#### Sources

- Apple Mobility Trends Reports (since 13 January 2020)
- Waze local driving trends (data from 1st March 2020 to 20 June 2021)
- Google Community Mobility Reports (since 15 February 2020)



neo advertising