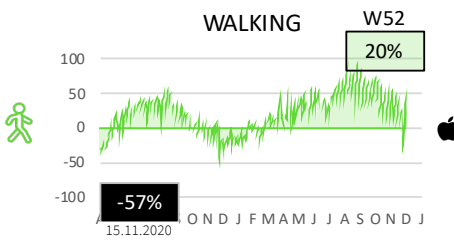
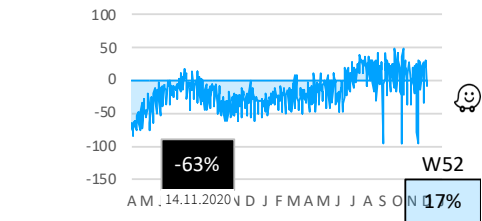
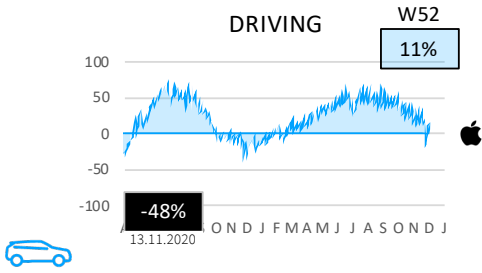


MOBILITY IN SWITZERLAND DURING COVID-19

WEEK 52 UPDATE (11 Janvier 2022)

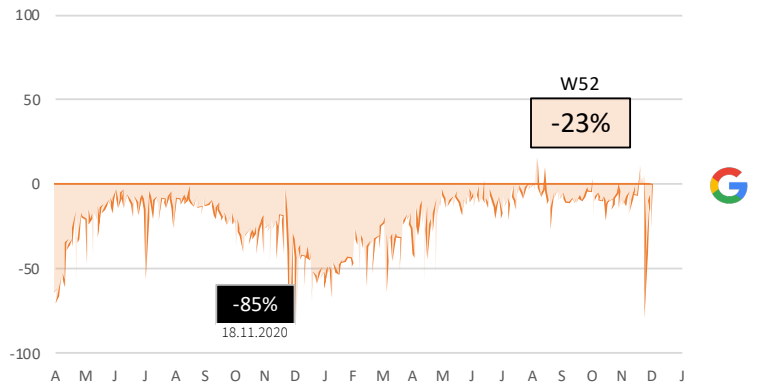
MEANS OF TRANSPORT



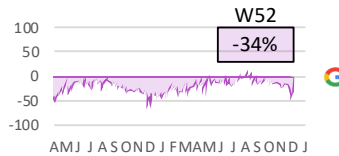
VISITED PLACES



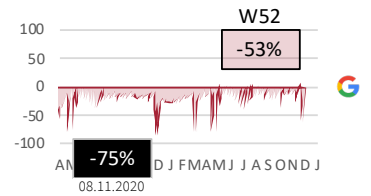
RETAIL & RECREATION



TRANSIT STATIONS



WORKPLACES



Sources

- Apple Mobility Trends Reports (since 13 January 2020)
- Waze local driving trends (data from 1st March 2020)
- Google Community Mobility Reports (since 15 February 2020)



neo advertising